

Scaled data based on original data using  
LM-79-08 Approved Method: Electrical and Photometric Measurements of Solid-  
State Lighting Products

Test Report Prepared for  
Cooper Lighting Solutions  
(formerly Eaton)

Brand: McGRAW-EDISON

Report Number: P386498

Luminaire Tested: **GWC-SA2A-830-U-SL3-HSS**

Issue Date: 3/3/2020

**Test Information**

Test Method: LM-79-08  
Report Number: P386498  
TEST IS SCALED FROM IESNA LM-79-08 TEST DATA (G2-1903-205-23)  
Test Lab: INNOVATION CENTER  
Issue Date: 3/3/2020  
Manufacturer: COOPER LIGHTING SOLUTIONS (FORMERLY EATON)  
Product Line: MCGRAW-EDISON  
Catalog Number: GWC-SA2A-830-U-SL3-HSS  
Description: GALLEON WALL LUMINAIRE  
(2) 80 CRI, 3000K, 615mA LIGHTSQUARES WITH 16 LEDS EACH AND TYPE III  
SPILL LIGHT ELIMINATOR OPTICS WITH HOUSE SIDE SHIELD  
Light Source: -  
Ballast/Driver: ELECTRONIC DRIVER

**Summary**

Lumens per Lamp: N/A  
Luminaire Lumens: 6603 lumens  
Efficiency: N/A  
Efficacy: 100.0 lumens/watt  
Luminous Opening: Rectangular (W 1' x L: 0.5' x H: 0')  
IES Classification: Type III - Medium  
BUG Rating: B1 - U0 - G2

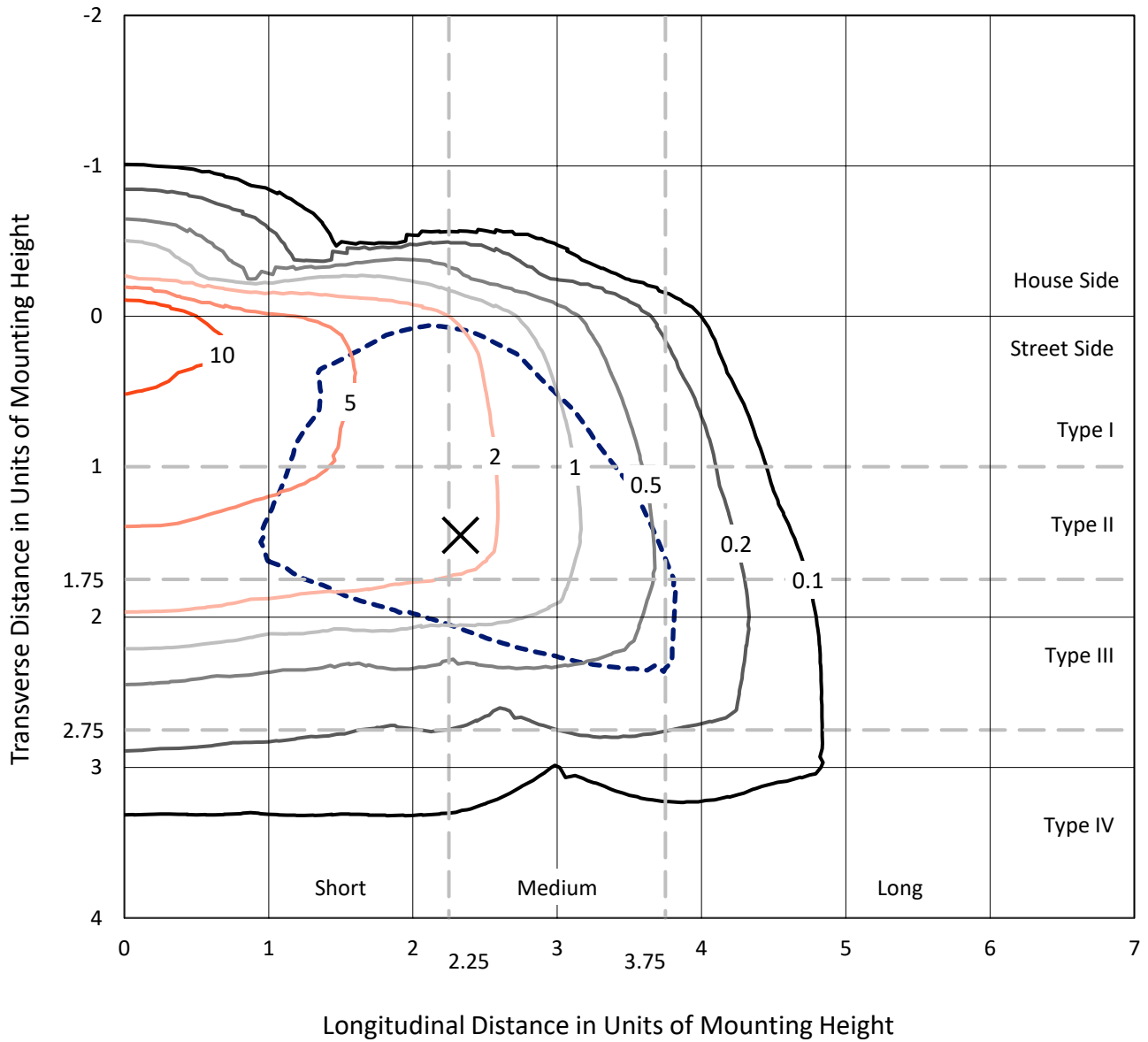
Input Watts (W): 66  
Input Voltage (V): NR  
Input Current (A<sub>in</sub>): NR  
Voltage Rise (V): NR  
Power Factor: NR  
Total Harmonic Distortion (THDi): NR  
Frequency (hertz): 60  
Stabilization Time: NR  
Operation Time: NR  
Ambient Temperature (°C): NR  
Test Distance: 24 FT



REPORT NUMBER: P386498  
 CATALOG NUMBER: GWC-SA2A-830-U-SL3-HSS

### Iso-Footcandle Lines of Horizontal Illumination

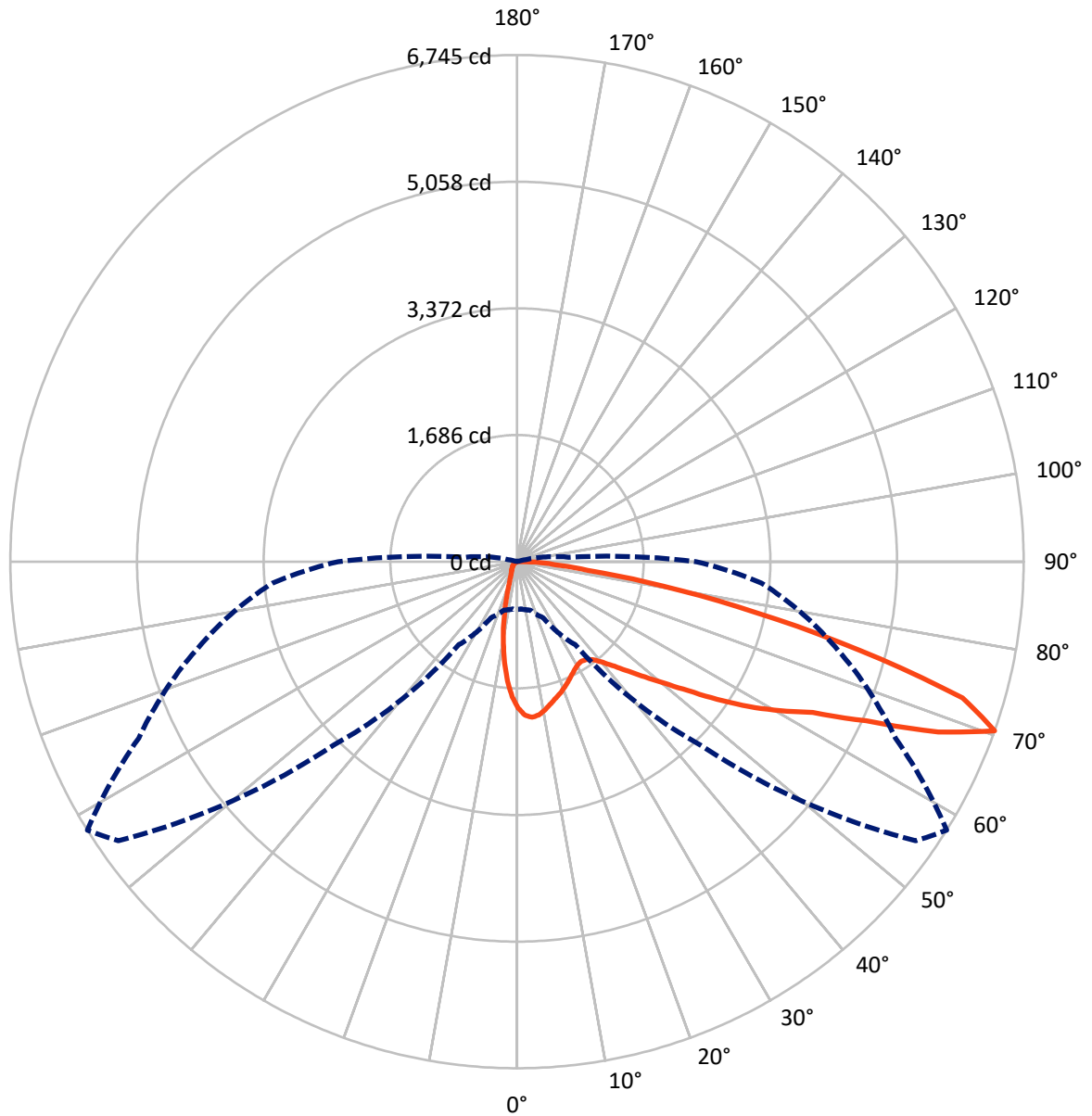
✕ Max cd  
 - - - 1/2 Max cd



Based on 10 foot mounting height. Maximum calculated value = 19.8 fc  
 Type III - Medium - N/A

REPORT NUMBER: P386498  
CATALOG NUMBER: GWC-SA2A-830-U-SL3-HSS

### Luminous Intensity Polar Plot



— Vertical Plane Through 58-Deg Lateral    - - - Horizontal Cone Through 70-Deg Vertical



REPORT NUMBER: P386498  
 CATALOG NUMBER: GWC-SA2A-830-U-SL3-HSS

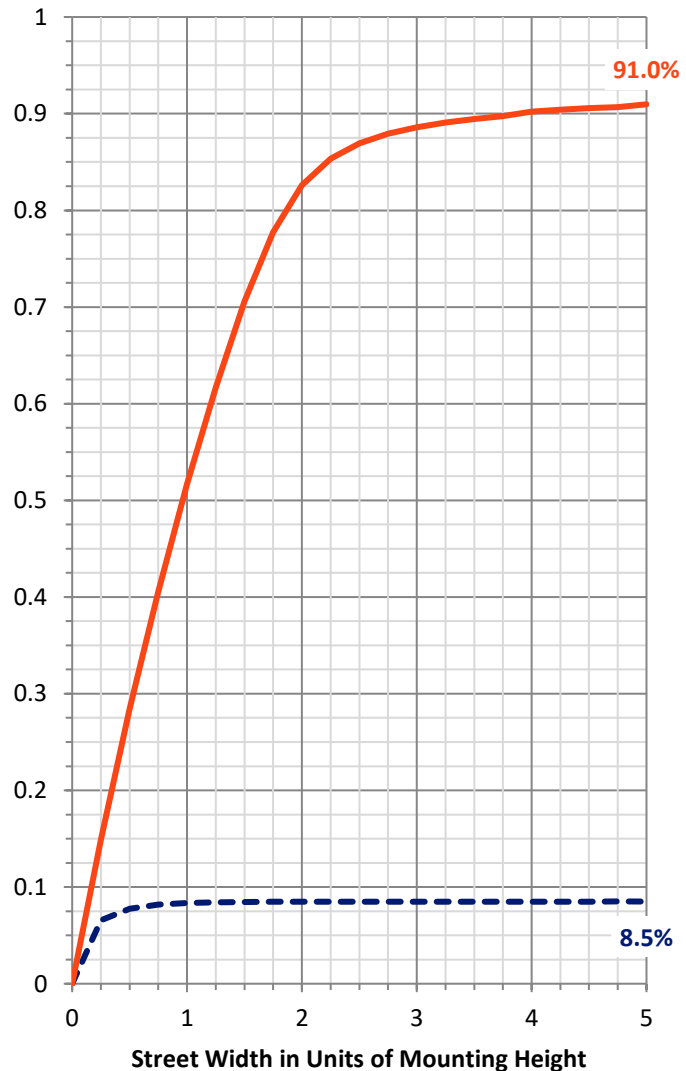
**FLUX DISTRIBUTION:**

		Downward	Upward	Total
<b>House Side</b>	Lumens	565.1	0.0	565.1
	% Fixture	8.6	0.0	8.6
<b>Street Side</b>	Lumens	6037.9	0.0	6037.9
	% Fixture	91.4	0.0	91.4
<b>Total</b>	Lumens	6603.0	0.0	6603.0
	% Fixture	100.0	0.0	100.0

**Coefficient of Utilization**

**ZONAL LUMENS:**

Zone	Lumens	% Fixture
0°-10°	159.5	2.4
10°-20°	334.8	5.1
20°-30°	440.1	6.7
30°-40°	582.8	8.8
40°-50°	871.2	13.2
50°-60°	1395.6	21.1
60°-70°	1759.1	26.6
70°-80°	948.9	14.4
80°-90°	111.1	1.7
90°-100°	0.0	0.0
100°-110°	0.0	0.0
110°-120°	0.0	0.0
120°-130°	0.0	0.0
130°-140°	0.0	0.0
140°-150°	0.0	0.0
150°-160°	0.0	0.0
160°-170°	0.0	0.0
170°-180°	0.0	0.0
0°-90°	6603.0	100.0
0°-180°	6603.0	100.0



REPORT NUMBER: P386498

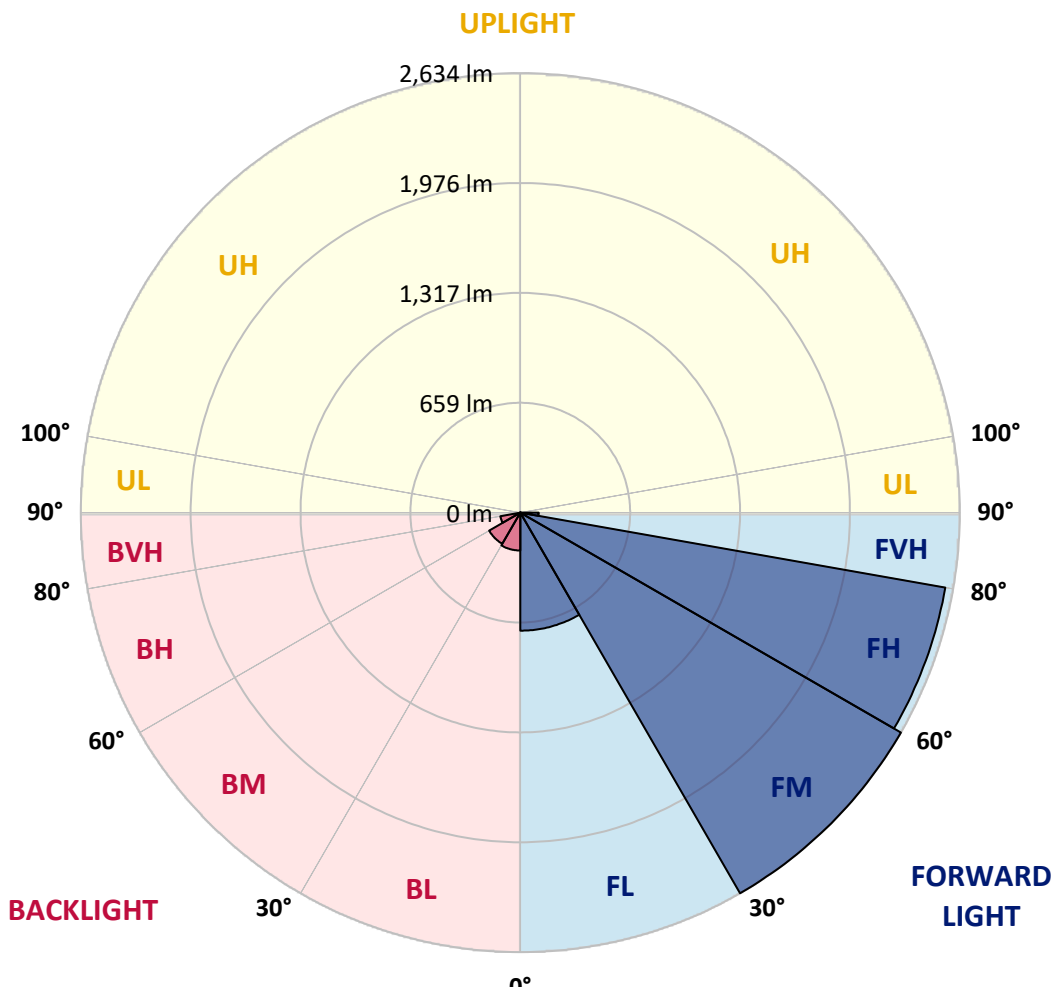
CATALOG NUMBER: GWC-SA2A-830-U-SL3-HSS

**LUMINAIRE CLASSIFICATION SYSTEM LUMEN TABLE AND BUG RATING:**

Zone	Lumens	% Fixture	Zone Rating/Lumen Limit		
			B	U	G
FL (0°-30°)	707.3	10.7			
FM (30°-60°)	2634.0	39.9			
FH (60°-80°)	2586.5	39.2			G2/5000
FVH (80°-90°)	110.1	1.7			G2/225
BL (0°-30°)	227.0	3.4	B1/500		
BM (30°-60°)	215.6	3.3	B0/220		
BH (60°-80°)	121.5	1.8	B1/500		G1/500
BVH (80°-90°)	1.0	0.0			G0/10
UL (90°-100°)	0.0	0.0		U0/0	
UH (100°-180°)	0.0	0.0		U0/0	

**BUG Rating: B1-U0-G2**

Type III Medium





REPORT NUMBER: P386498

CATALOG NUMBER: GWC-SA2A-830-U-SL3-HSS

**CANDELA DISTRIBUTION (FULL):**

	0°	5°	15°	25°	35°	45°	55°	58°	65°	75°	85°
0°	1950.5	1950.5	1950.5	1950.5	1950.5	1950.5	1950.5	1950.5	1950.5	1950.5	1950.5
2.5°	2112.2	2107.0	2105.1	2101.8	2089.1	2076.8	2052.4	2045.5	2030.1	1993.6	1954.9
5°	2113.9	2113.6	2119.4	2118.0	2113.6	2107.8	2090.2	2081.2	2055.1	2002.9	1932.1
7.5°	2012.0	2017.2	2030.1	2040.6	2052.6	2068.3	2070.5	2061.7	2040.3	1984.0	1890.1
10°	1875.3	1883.5	1901.6	1922.2	1953.8	1985.1	2013.1	2012.0	2004.6	1949.1	1839.6
12.5°	1738.3	1747.9	1768.7	1799.2	1844.0	1895.0	1945.0	1951.9	1964.2	1917.8	1792.9
15°	1618.3	1626.5	1647.1	1684.4	1739.9	1808.5	1881.9	1894.5	1926.3	1893.4	1753.9
17.5°	1516.4	1521.6	1536.7	1578.2	1642.4	1725.6	1820.9	1845.6	1893.1	1874.2	1720.1
20°	1445.3	1446.1	1456.0	1485.1	1549.4	1642.4	1757.8	1793.2	1858.0	1857.7	1685.3
22.5°	1410.2	1407.4	1409.3	1426.1	1473.3	1563.1	1694.6	1736.6	1826.4	1843.7	1649.8
25°	1403.6	1401.4	1395.9	1398.1	1426.6	1493.6	1630.9	1679.5	1798.7	1835.2	1619.1
27.5°	1424.2	1426.4	1417.0	1407.1	1409.3	1448.6	1574.3	1630.6	1776.1	1835.2	1597.4
30°	1465.6	1466.7	1459.9	1446.9	1429.6	1436.0	1535.1	1591.4	1764.9	1847.8	1583.7
32.5°	1511.5	1517.5	1516.7	1506.3	1481.5	1456.0	1525.7	1577.1	1764.1	1875.8	1582.3
35°	1568.3	1575.2	1586.7	1584.5	1558.7	1516.7	1557.6	1598.0	1780.3	1921.9	1597.1
37.5°	1628.7	1639.1	1663.9	1675.7	1658.9	1611.4	1629.0	1657.8	1823.6	1996.6	1634.7
40°	1687.2	1699.0	1744.0	1790.4	1777.8	1728.9	1737.2	1760.2	1900.8	2104.0	1706.1
42.5°	1744.6	1762.1	1828.3	1904.6	1919.7	1880.8	1885.1	1903.5	2015.3	2251.7	1822.8
45°	1813.2	1833.0	1931.0	2025.2	2065.5	2048.5	2067.2	2079.3	2164.9	2446.9	1980.1
47.5°	1914.0	1936.8	2057.0	2164.4	2235.2	2246.2	2283.8	2291.8	2354.1	2674.2	2185.2
50°	2110.6	2116.9	2225.6	2323.1	2425.2	2491.1	2533.9	2540.0	2583.1	2922.7	2441.4
52.5°	2357.9	2362.1	2423.6	2488.9	2605.1	2739.6	2839.8	2848.3	2857.4	3164.9	2694.3
55°	2603.7	2603.1	2643.8	2682.2	2815.1	3010.6	3228.0	3233.3	3168.2	3394.7	2887.6
57.5°	2757.2	2772.0	2833.8	2883.2	3068.8	3319.5	3621.2	3640.4	3494.6	3564.9	3078.7
60°	2708.3	2715.4	2852.4	3035.3	3384.8	3758.5	4019.1	4024.0	3740.1	3734.9	3320.3
62.5°	2307.4	2311.3	2526.5	2903.5	3544.9	4327.9	4499.0	4418.5	4022.3	3970.7	3609.4
65°	1581.5	1606.5	1786.3	2252.2	3250.8	4685.1	5242.0	5108.8	4452.6	4310.6	3870.8
67.5°	931.3	926.1	1015.1	1358.3	2387.6	4447.9	6181.8	6049.4	5039.3	4538.3	3794.2
70°	636.2	632.6	666.6	822.3	1347.8	3450.4	6477.5	6744.6	5557.4	4385.0	3265.4
72.5°	454.1	456.0	506.3	638.9	846.2	2010.3	5570.3	6202.7	5395.2	3822.7	2482.0
75°	308.3	313.6	385.5	524.1	741.9	1022.7	3952.9	4715.1	4393.3	2778.3	1426.6
77.5°	165.8	171.6	256.4	422.3	670.8	710.6	2542.7	3245.1	2759.6	1249.0	413.5
80°	69.2	72.5	120.0	307.0	579.6	624.1	1496.1	1967.8	1176.0	246.3	92.3
82.5°	29.9	31.6	50.0	183.1	433.3	526.9	792.1	946.7	356.4	54.1	46.4
85°	5.8	6.0	20.6	96.9	276.5	297.4	513.4	503.3	160.1	23.3	33.8
87.5°	0.0	0.0	4.9	30.5	81.3	162.0	313.3	309.4	54.4	11.3	12.6
90°	0.0	0.0	0.0	0.0	0.0	0.0	0.0	0.0	0.0	0.0	0.0



REPORT NUMBER: P386498

CATALOG NUMBER: GWC-SA2A-830-U-SL3-HSS

**CANDELA DISTRIBUTION (continued):**

	90°	95°	105°	115°	125°	135°	145°	155°	165°	175°	180°
0°	1950.5	1950.5	1950.5	1950.5	1950.5	1950.5	1950.5	1950.5	1950.5	1950.5	1950.5
2.5°	1935.1	1916.2	1876.4	1827.2	1789.6	1748.1	1715.2	1673.5	1655.3	1656.2	1646.3
5°	1891.7	1852.8	1764.6	1653.4	1567.8	1479.3	1403.3	1327.5	1282.8	1268.2	1254.5
7.5°	1829.7	1767.9	1627.3	1456.0	1311.0	1169.4	1046.1	937.6	869.0	835.5	823.1
10°	1759.7	1672.9	1469.5	1243.8	1036.7	845.1	685.3	546.4	490.9	453.3	443.7
12.5°	1698.2	1580.7	1315.2	1026.0	780.3	549.1	396.7	310.3	272.6	257.8	255.3
15°	1640.2	1494.4	1166.6	828.9	540.3	338.0	252.3	222.9	214.2	211.7	211.7
17.5°	1585.6	1412.4	1021.4	634.8	357.5	236.9	208.9	202.4	199.6	199.3	199.6
20°	1528.5	1330.3	878.6	465.1	249.6	200.7	193.0	189.4	188.6	188.6	188.6
22.5°	1473.9	1248.2	739.7	332.2	200.2	183.1	179.3	176.8	176.0	175.7	175.2
25°	1421.4	1170.2	604.0	234.8	175.7	167.8	164.5	161.2	158.7	157.3	156.5
27.5°	1378.3	1100.7	477.7	188.4	158.7	151.8	147.7	142.8	136.7	134.0	132.9
30°	1344.0	1037.3	368.2	159.0	142.8	135.9	129.6	121.1	112.3	107.6	107.4
32.5°	1317.1	975.0	279.5	140.6	128.5	120.0	110.9	100.2	90.1	84.8	84.6
35°	1303.9	920.1	213.6	127.1	115.9	105.2	93.9	82.1	72.2	67.3	66.7
37.5°	1312.7	873.7	166.7	115.9	105.2	92.8	79.6	67.3	58.5	54.1	53.8
40°	1344.8	844.0	135.4	106.3	96.1	81.0	66.7	55.2	47.8	44.2	43.9
42.5°	1413.2	833.0	115.6	98.3	87.3	70.0	55.5	45.6	38.7	36.2	35.7
45°	1527.4	849.2	102.1	90.6	78.3	59.6	45.9	37.3	31.3	29.4	29.1
47.5°	1679.5	891.8	92.5	83.2	70.0	50.2	38.2	30.2	25.5	23.6	23.3
50°	1875.5	959.3	84.6	75.8	62.3	42.6	31.6	23.9	19.8	18.4	18.4
52.5°	2088.9	1039.8	77.4	68.9	54.6	35.4	25.5	18.4	15.7	14.0	14.0
55°	2265.1	1110.1	69.7	63.7	45.3	29.4	19.5	14.0	11.5	10.7	10.7
57.5°	2441.1	1185.0	61.0	54.6	36.2	23.9	14.8	10.4	8.5	8.0	8.0
60°	2669.3	1276.7	52.4	44.5	28.6	18.1	11.0	7.4	6.3	6.0	6.0
62.5°	2920.3	1330.5	44.8	35.7	22.2	13.5	8.0	4.9	4.7	4.7	4.4
65°	3073.7	1254.5	37.6	28.6	17.3	10.2	5.2	3.6	4.1	3.8	3.3
67.5°	2878.0	982.1	30.8	22.2	13.5	7.7	3.3	2.5	4.4	3.6	2.7
70°	2382.9	687.5	23.9	15.7	10.7	6.6	2.2	1.6	4.7	3.6	2.2
72.5°	1783.3	460.2	18.9	10.4	8.0	5.8	1.9	0.8	4.1	3.0	1.9
75°	974.4	185.3	15.1	6.6	4.9	4.1	1.4	0.5	2.7	2.2	1.4
77.5°	256.4	48.9	11.0	4.4	2.7	1.6	0.8	0.3	1.4	1.1	0.5
80°	65.3	18.9	7.1	3.0	1.9	0.8	0.0	0.0	0.3	0.0	0.0
82.5°	34.9	8.0	4.4	2.2	1.1	0.0	0.0	0.0	0.0	0.0	0.0
85°	26.4	5.2	2.5	1.4	0.3	0.0	0.0	0.0	0.0	0.0	0.0
87.5°	10.2	1.6	0.8	0.0	0.0	0.0	0.0	0.0	0.0	0.0	0.0
90°	0.0	0.0	0.0	0.0	0.0	0.0	0.0	0.0	0.0	0.0	0.0



Signify Classified - Internal  
Cooper Lighting Solutions Photometric Lab  
1121 Highway 74 South  
Peachtree City, GA 30269

Scaled Data Report



Report Generated By 670245982

Signify Classified - Internal  
Cooper Lighting Solutions Photometric Lab  
1121 Highway 74 South  
Peachtree City, GA 30269

Scaled Data Report



Signify Classified - Internal  
Cooper Lighting Solutions Photometric Lab  
1121 Highway 74 South  
Peachtree City, GA 30269

Scaled Data Report



Signify Classified - Internal  
Cooper Lighting Solutions Photometric Lab  
1121 Highway 74 South  
Peachtree City, GA 30269

Scaled Data Report





--- HS    — SS

Signify Classified - Internal  
Cooper Lighting Solutions Photometric Lab  
1121 Highway 74 South  
Peachtree City, GA 30269

Scaled Data Report



u

Signify Classified - Internal  
Cooper Lighting Solutions Photometric Lab  
1121 Highway 74 South  
Peachtree City, GA 30269

Scaled Data Report





(END OF REPORT)